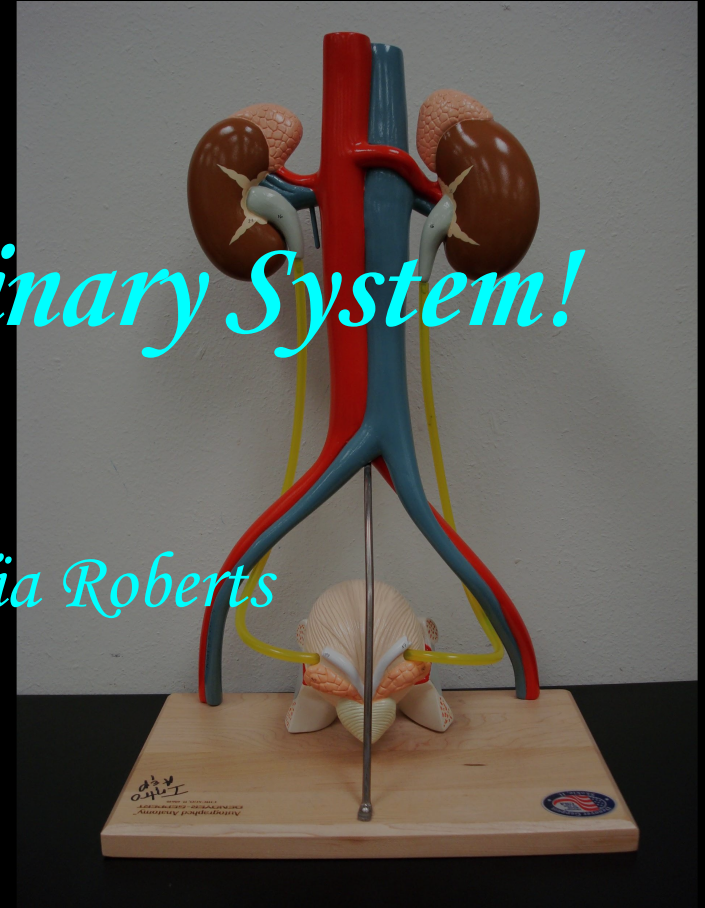


Welcome to your Urinary System!

By: Justin Mack and Tia Roberts



What is the Urinary System?

The urinary system is the organs in the urinary tract that filters fluid and other substances out of the body. The Urinary system helps keep your body intact and keeps releases waste and chemicals to protect your body.

Why is the Urinary System important?

The Urinary system is very important. The urinary system, also known as the renal system, consisting of two kidneys, two ureters, the bladder, and the urethra. Your urinary system works closely with your lungs, skin, and intestines; the urinary system lets out waste and keeps the bodies chemicals and water in balance. If you were not to have a urinary system, you would be greatly affected and cause yourself danger towards your body and lungs.

What are the parts of the Urinary System and their functions?

- *Kidney* - *The kidneys are to filter the blood. The kidneys remove wastes and control the body's fluid balance.*
- *Urethra* - *The urethra is the tube that leads from the bladder and release urine out of the body.*
- *Ureter* - *The Ureter is the tube that carries urine from from the kidney to the urinary bladder. Humans have 2 ureters; one attached to each kidney.*
- *Bladder* - *The bladder is a muscular sac in the pelvis. The bladder stores the urine and releases when the muscle contract, and two valves opened up.*

Diseases

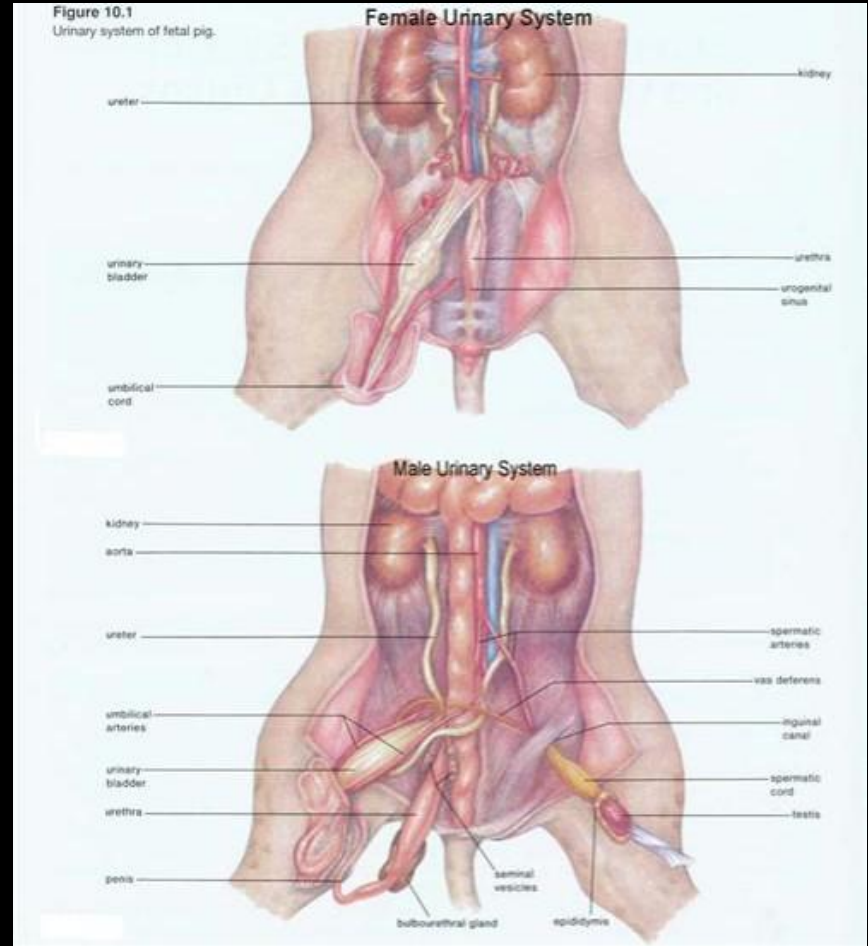
Some diseases you can get in your Urinary system are:

- *A bladder infection that is called cystitis.*
 - *Cystitis is more common in women, and very rare in men.*
- *A kidney infection that is known as pyelonephritis.*
 - *Pyelonephritis can be a very unpleasant kidney infection, it will not be a cause of death, it can be treated.*
- *An infection in the urethra which is called urethritis.*
 - *Urethritis is threatening but will not kill you.*

Pigs Urinary System

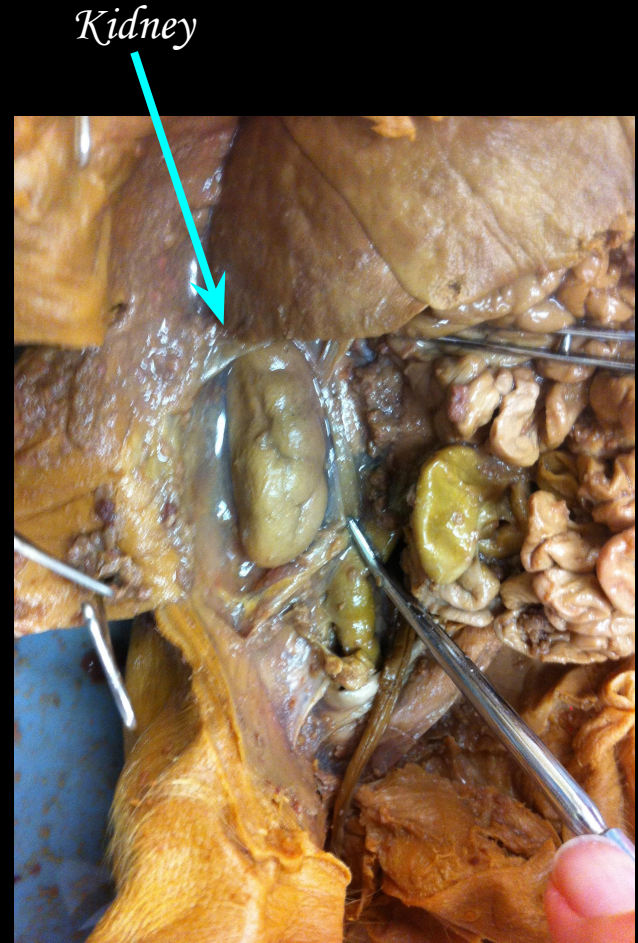
Female Pigs urinary system mainly consists of a ureter, kidneys, urinary bladder, urethra, umbilical cord, urogenital cord.

Male Urinary system consists of a kidney, aorta, ureter, spermatic arteries, umbilical arteries, vas deferens, urinary bladder, inguinal canal, spermatic cord, urethra, testis, penis, seminal vesicles, epididymis, bulbourethral gland.



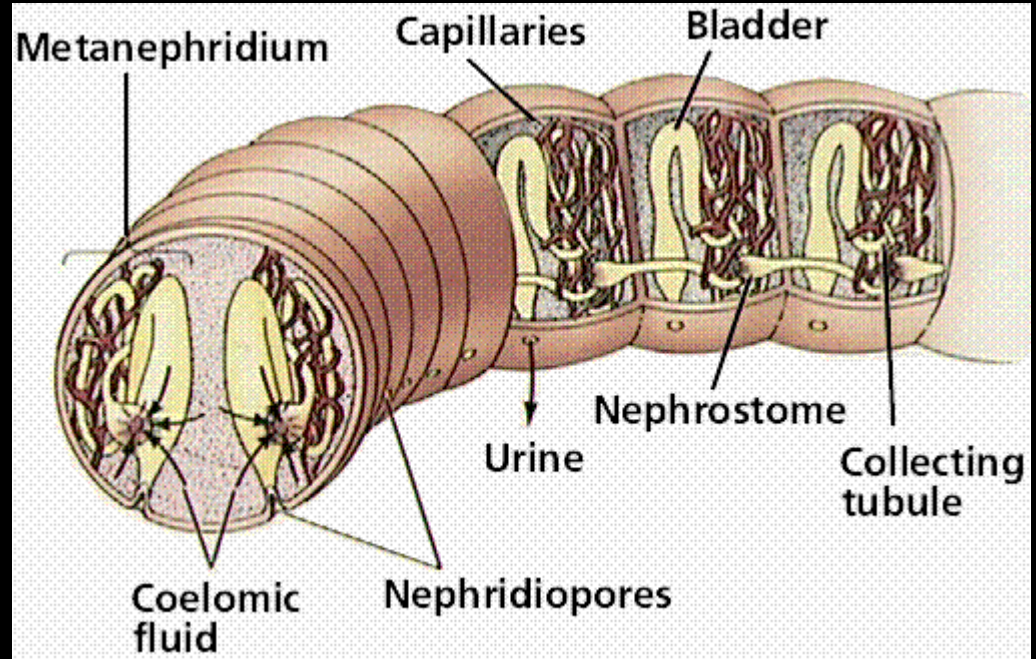
In class pig dissection

In class we dissected a female pig. We knew this because our pig did not have a penis and had mostly all the female parts of a pig's urinary system.



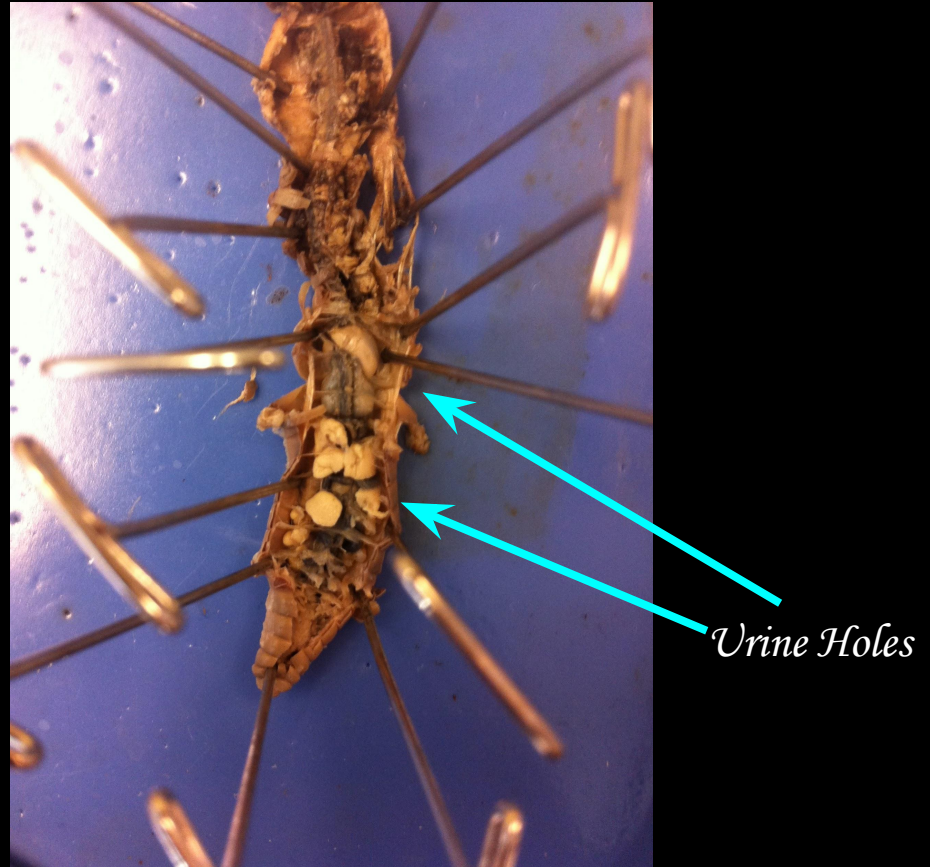
Earthworm Urinary System

Parts of an earthworm's urinary system are the Metanephridium, Capillaries, Bladder, Coelomic fluid, Nephridiopores, Urine, Nephrostome, Collecting tubule.



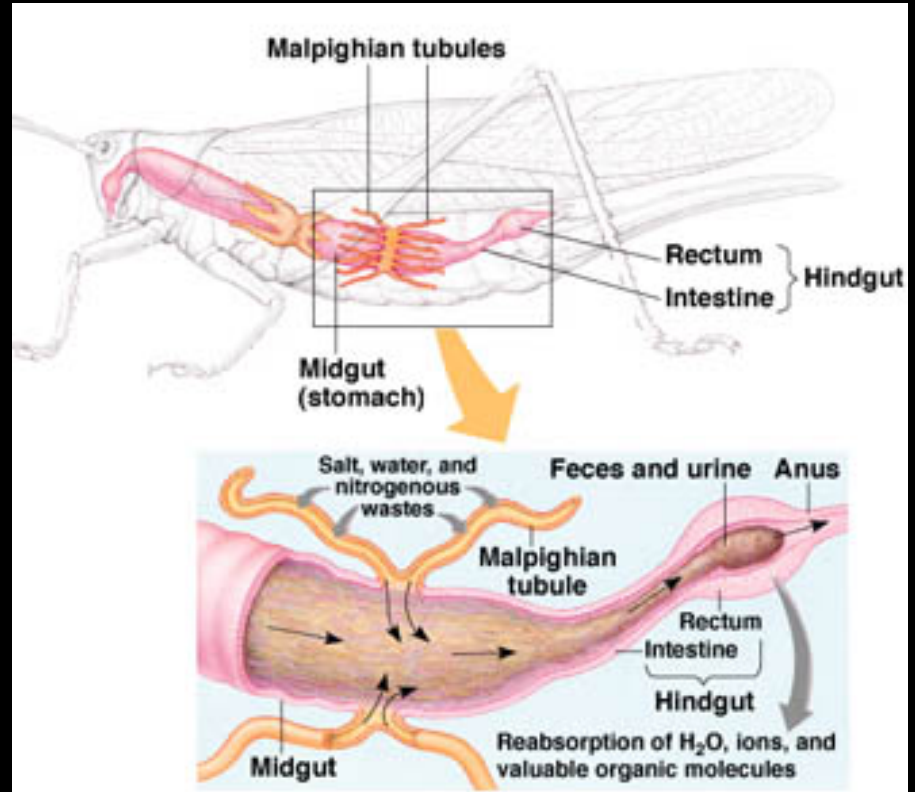
In class earthworm dissection

Earthworm's have urine holes on the bottom of their body and release urine from those holes.



Grasshopper Urinary System

Grasshoppers doesn't have a urinary system. They remove waste inside the middle of their gut. In the midgut are malpighian tubules which filters waste from the blood and deposit it as a crystal in the gut.



In class grasshopper dissection

